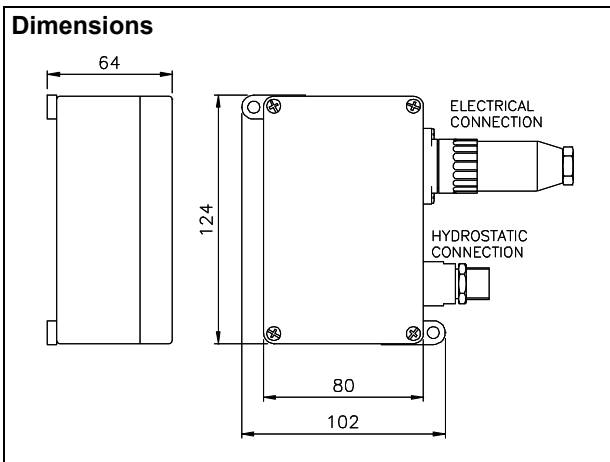


LK10 TRANSDUCER

The LK10 is a 4 to 20 mA electrical pressure transducer for use with the Landon Kingsway range of hydrostatic pressure sensors.

The LK10 can be used to drive electrical gauges and to interface with SCADA and BMS systems or Landon Kingsway 420 series high/low level alarms.

The unit is pre-calibrated to match the supplied tank dimensions and the case is permanently sealed.



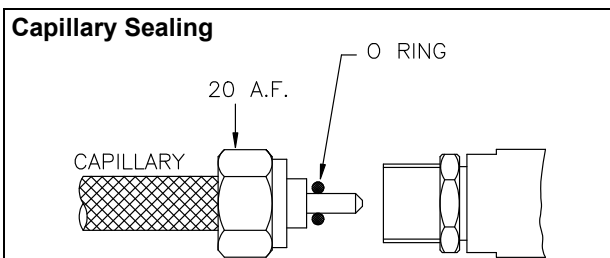
INSTALLATION

Fix the unit to a surface using the two mounting wings. The unit should not be mounted in direct sunlight or anywhere that experiences large temperature variations. Remove the plastic cap from the hydrostatic connection and fit the capillary using the O-ring supplied. Tighten up the nut using a 20mm spanner. Do not over tighten.

Connect the unit into the current loop in accordance with the wiring diagram. The unit is supplied with a 4-pin IP67 cable connector where pin 1 is +ve, pin 2 is -ve and pin 4 is Gnd.

IMPORTANT NOTE

There are no user serviceable parts inside the unit and the warranty will become void if the seal is broken.



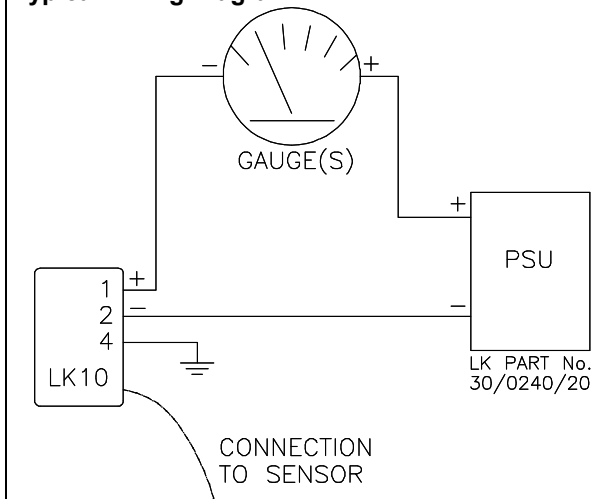
Technical Specification

Supply Voltage	12 to 48V DC smoothed, 24V to 48V DC typ.
Current	4 to 20mA
Enclosure	Grey Epoxy painted diecast Aluminium.
Protection	IP65
Dimensions	124 x 102 x 64mm
Fixing centres	113 x 90mm Ø5mm
Electrical Connection	IP67 Cable Plug
Measurement accuracy	1.5% FSO
Operating temperature	-10°C to +40°C
Temperature stability	sensitivity shift ±2% FSO
(-10°C to +40°C)	zero shift ±2% FSO
Repeatability	±0.4% FSO
and hysteresis	
Stability over 1 year	±0.8% FSO
Pressure range	0 to 5 psi (11.5 ft H ₂ O)
Maximum overpressure	20 psi
Weight	0.6 kg

TEST

The most accurate way to check the calibration of the unit is to perform a measured fill of the tank. As the liquid level in the tank is increased, the current reading will increase in direct proportion to the head of liquid above the 'zero' point. The 'zero' level of the sensor is a nominal 100mm above the base of the tank. The liquid in the dead zone beneath the sensor will never be measured.

Typical Wiring Diagram



If you have any questions or need any help then please contact our sales office.