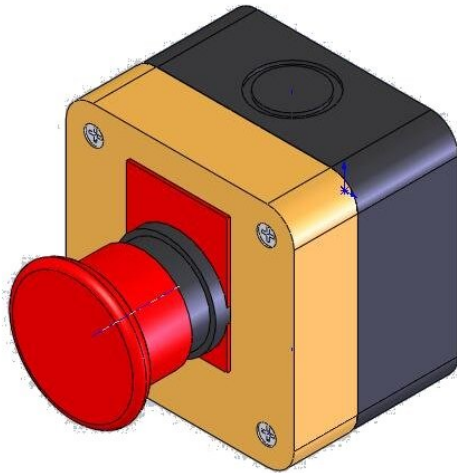


EMERGENCY PANIC BUTTON



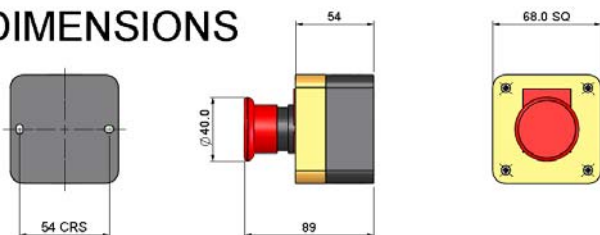
Technical Specification

Enclosure ABS plastic with red button
Fixing centre: 54 Ø4.3mm
Protection rating IP65 minimum
Switch rating 10A 250Vac
Wire size 2x 2.5mm²
Conduit connection 20mm
Weight 0.1kg

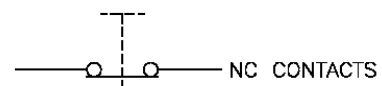
The emergency panic button has a variety of uses where it is required to have a latching push button switch to sound an alarm or isolate equipment. The switch has a normally closed contact which becomes open circuit on the switch being pressed and stays open until the button is reset.

Two screw holes are provided in the base of the unit to allow wall mounting together with cut out recesses allowing for conduit entries. Electrical connection of the switch should be carried out by competent persons in accordance with the wiring diagram.

DIMENSIONS



Wiring Diagram



OPERATION

Once pressed the switch latches into position. To reset the switch, twist the serrated section of the knob in a clockwise direction.

If you have any questions or need any help then please contact our sales office.

INSTALLATION

The switch should be situated in an accessible location and must be clearly marked as an emergency button.

Landon Kingsway part number 10903802
For use with Solenoid Quick-Release, Fire Control Panel, LKGMS and any fire protection system.