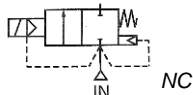


Media: air – water – light oil – vacuum 10⁻⁶ torr
 Pressure range: 0 to 10 Bar max
 Media temperature: 120°C max
 Ambient temperature: -20°C to +60°C max
 Media viscosity: 50 centistokes max
 Mounting: coil upright
 Opening / Closing Time: 50 mSec Max



2/2 Brass

3/8 – 2

NORMALLY CLOSED

2 WAY ZERO RATED

0 – 10 Bar

TYPE LK14-50



PRESSURE

Ø Port BSP	Ø Orifice (mm)	Flow Kv Ltr/min	Pressure Rating (Bar) ΔP			Seals	Max Media Temp. °C	Part Number
			Min	DC Coil	AC Coil			
3/8	15	64.4	0	7	10	NBR FKM EPDM	100 120 120	LK14N + voltage LK14V + voltage LK14E + voltage
1/2	15	64.4	0	7	10	NBR FKM EPDM	100 120 120	LK15N + voltage LK15V + voltage LK15E + voltage
3/4	20	133	0	7	10	NBR FKM EPDM	100 120 120	LK20N + voltage LK20V + voltage LK20E + voltage
1	25	188.8	0	7	10	NBR FKM EPDM	100 120 120	LK25N + voltage LK25V + voltage LK25E + voltage
1 1/4	35	371.8	0	7	10	NBR FKM EPDM	100 120 120	LK35N + voltage LK35V + voltage LK35E + voltage
1 1/2	35	400	0	7	10	NBR FKM EPDM	100 120 120	LK40N + voltage LK40V + voltage LK40E + voltage
2	51	686.4	0	5	7	NBR FKM EPDM	100 120 120	LK50N + voltage LK50V + voltage LK50E + voltage

OPTIONS

WPG IP67 Coil (EN60529:1991+A1:2000) UL & CSA Approved Coil + IP65 LED Connector PG11 DIN 43650A
 ATEX EExmIT4 II 2G & 2D IP65 T130°C (Max ΔP 3 Bar)
 NPT Thread
 Manual Override (Top Mounted Knob Lift and Turn for AD Series)
 Seals: Silicone, HNBR, VST, Hypalon, Neoprene, ECO

Included

ELECTRICAL DATA

Voltage (-10% + 10%) Continuous duty 100%		Coil	Power Consumption		Insulation class	Enclosure	Electrical connections
			Inrush	Holding			
~	24 - 48 - 110 - 240 - 380 (50/60 Hz)	WPG2	18.7VA	15.3VA	H 180°C	IP 65 with connector	3 spades DIN 43650A DIN 40050 VDE 0110
=	12 - 24 - 48 - 110 (DC)		18 Watts				

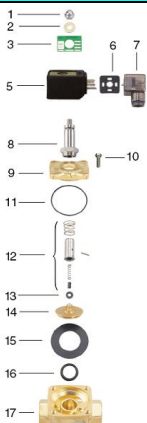
CONSTRUCTION

Body: Brass, Tube and internal parts: Stainless steel
 Seals and gaskets: NBR (Optional EPDM, FKM, Silicone, FFKM, HNBR and Hypalon)
 Moulded coil: Resin

REPAIR KIT

Diaphragm seal	SP215 + valve part number
Coil	WPG2 + voltage

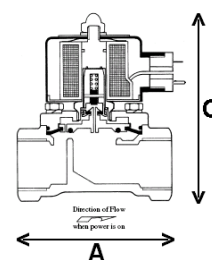
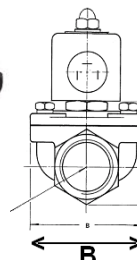
OVERALL DIMENSIONS



No.	Part No	Description
1	SP201*	Nut
2	SP202*	Washer
3	SP203*	Nameplate
5	SP205*	Coil
6	SP206*	Gasket
7	SP207*	Connector
8	SP208*	Core Tube
9	SP209*	Valve Bonnet
10	SP210*	Bolt
11	SP211*	Bonnet O Ring
12	SP212*	Armature Assembly
13	SP213*	Diaphragm Base Kit
14	SP214*	Diaphragm Base
15	SP215*	Diaphragm
16	SP216*	Base O Ring
17	SP217*	Valve Body

* = Valve Part Number

Model	LK14 LK15	LK20	LK25	LK35 LK40	LK50
Port G	1/2	3/4	1	1 1/4 1 1/2	2
A	75	85	100	120	150
B	52	60	70	90	120
C	103	114	120	140	160
Kg	1.03	1.24	1.51	2.77	4.81



Manual Over Ride