



LANDON
KINGSWAY
SAFETY, CONTROL & ENERGY MANAGEMENT

Product Catalogue 2023



Introduction to Landon Kingsway

Established in the 1960's Landon Kingsway is well recognised in providing quality products and systems to the safety equipment market. All products are made in full compliance to the relevant British & European standards. Landon Kingsway offers some of the most advanced technological safety application solutions available in the Fire Protection, Gas Detection, Ancillaries, Hydrostatic & Capacitance Level Equipment market.




LANDON **KINGSWAY**

SAFETY, CONTROL & ENERGY MANAGEMENT


Genset & Plant Room Equipment

A Leader in Genset & Plant Room Equipment


Generator Emergency Shut Off

LK/1407200	1/4" BSP Capillary Fire Valve 1.5m 65°C	
LK/1407201	1/4" BSP Capillary Fire Valve 3.0m 65°C	
LK/1407202	1/4" BSP Capillary Fire Valve 6.0m 65°C	
LK/1407210	1/4" BSP Capillary Fire Valve 2.0m 90°C	
LK/1407211	1/4" BSP Capillary Fire Valve 3.0m 90°C	
LK/1407212	1/4" BSP Capillary Fire Valve 6.0m 90°C	


Generator Emergency Shut Off

EFS001	1/2" BSP	
EFS002	3/4" BSP	
EFS003	1" BSP	
EFS004	1.1/4" BSP	
EFS005	1.1/2" BSP	
EFS007	2" BSP	
LK20475	Emergency Pull Handle for Generator Shut off 10m	

Compact Lever Fire Valves (complete set)

10903750	3/8" Lever fire valve kit	
10903751	1/2" Lever fire valve kit	
10903752	3/4" Lever fire valve kit	

Free Fall Fire Valves (complete set - valve, lever, weight & *standard cable kit included)

10903701H	1/2" BSP	
10903705H	3/4" BSP	
10903709H	1" BSP	
10903713H	1.1/4" BSP	
10903717H	1.1/2" BSP	
10903721H	2" BSP	
10903725H	2.1/2" BSP	
10903729H	3" BSP	
10903710H	1" PN16	

10903722H	2" PN16	
10903726H	2.5" PN16	
10903730H	3" PN16	
10903734H	4" PN16	

Fire Valve Mounting Brackets











10903756-1	Vertical for 1/2" Valve	
10903756-2	Vertical for 3/4" Valve	
10903756-3	Vertical for 1" Valve	
10903758-1	Horizontal for 1/2" Valve	
10903758-2	Horizontal for 3/4" Valve	
10903758-3	Horizontal for 1" Valve	
10903758-SB	Free Fall Fire Valve Switch and Bracket Kit (Requires 1 x above)	

G Series Free Fall Fire Valve


10903902H	DN15 1/2" PN16 Flanged G Series Free Fall Fire Valve	
10903905H	DN20 3/4" PN16 Flanged G Series Free Fall Fire Valve	
10903909H	DN25 1" BSP G Series Free Fall Fire Valve	
10903910H	DN25 1" PN16 Flanged G Series Free Fall Fire Valve	
10903918H	DN40 1 1/2" PN16 Flanged G Series Free Fall Fire Valve	
10903921H	DN50 2" PN16 Flanged G Series Free Fall Fire Valve	
10903926H	DN65 2 1/2" PN16 Flanged G Series Free Fall Fire Valve	

*Cable Kit (Items can be purchased individually)

10033602	Complete Kit for all valve sizes 1/2" to 3" (contents listed below)	
10004501	Connector x 5	

10034001P	Tension Spring x 1	
10032902	Slotted Link x 1	
10902801	72°C Fusible Link x 1	
10012402	M6 Wall Anchor x 1	
10903610	Large Pulley c/w M6 Wall Anchor x 2	
10030602	M6 Munsen Ring x 1	
10015708	Cable x 9 Metres	
99009702	Cable Tensioner (for 1 1/2" and above)	
10012102	Warning Notice	
Bolts & Nuts	Bolts & Nuts (Included as part of kit)	


Additional Cable


10015709	30 metres	
10015712	100 metres	

Optional Fusible Links









10902803	92° C	
10902805	103° C	
10902806	133° C	
10902808	145° C	
10902811	128° C	
10902810	183° C	
99008701	S Hook	

Position Indicator (Tilt Switch)






10900413	MKIII Tilt Switch - 24vDC Supply up to 4 Amp	
10900418	MKIII Tilt Switch - 12vDC Supply up to 4 Amp	

10900413-NO	MKIII Tilt Switchup to 250mAmp	
-------------	--------------------------------	--

Weights & Levers

10033102H	A lever for 1/2", 3/4" & 1" valves	       
10033202H	B lever for 1-1/4", 1-1/2" & 2" valves	
10034102H	D lever for 2-1/2" & 3" valves	
10034202H	E lever for 4"	
10034302H	F lever for 6" flanged valve	
10033002	5lb weight for up to 1 1/4" valve	
10033402	10lb weight for 1 1/2" valve	
10033902	15lb weight for 2" up to 6" valve 4" requires 2 x 15lb weights 5 & 6" requires 4 X 16lb weights	

Lubricating & Sealing Compound (Grade 650, Blue)


99013852	Cartridge for all valve sizes	    
99015559/4	Stick - 3/8" (Pack of 4, for 1/2" to 2" valves)	
99015559/8	Stick - 3/8" (Pack of 8, for 1/2" to 2" valves)	
99015559/16	Stick - 3/8" (Pack of 16, for 1/2" to 2" valves)	
99015560/4	Stick - 1/2" (Pack of 4, for 2 1/2" to 6" valves)	
99015560/8	Stick - 1/2" (Pack of 8, for 2 1/2" to 6" valves)	
99015560/16	Stick - 1/2" (Pack of 16, for 2 1/2" to 6" valves)	
10034501	Manual Grease Gun 16oz (7000 psi) <u>requires connector</u>	
10034511	16mm Connector (measure diameter of grease nipple for suitability)	

Special Linkages for Low Level Installation


10903401	1/2" - 1" valves	
10903402	1 1/4" & 1 1/2" valves	
10903404	2" & 2 1/2" valves	

10903406	3" valve	
10903407	4" valve	

Manual Release Mechanisms

10900301	Manual quick release mechanism (MQR)	
10900303	Manual quick release mechanism + Guard (MQR)	
10901701	Electromek Mk11 manual release with 2 switches (N/C or N/O)	

Electrical emergency panic buttons and isolation switches

10903801	Sevelek with change over contacts (metal enclosure)	
10903802	Kingsway Twist Release (plastic enclosure)	
10903803	Kingsway Key Operated Release (plastic enclosure)	
10000403	Universal guard option for all above	


Solenoid Quick Release Mechanism

10901003	MK1 24vDC	
10901004	MK1 110v/50hz	
10901001	MK1 240v/50Hz	
10901006	MK11 24vDC (c/w relay contacts)	
10901005	MK11 110v/50Hz (c/w relay contacts)	
10901002	MK11 240v/50Hz (c/w relay contacts)	

Solenoid quick release mechanism spares

990153118	Solenoid coil for 230v/50hz version	
990153119	Solenoid coil for 110v/50hz version	
990153120	Solenoid coil for 24vDC version	


Battery Trickle Charger (24VDC Power Failure Back-up System)

40902609	Battery back-up / trickle charger including batteries 110/230v AC input 24vDC output	
----------	---	---

Fire Control Panel

10905401	230v/50hz	
10905402	24vDC	
10905403	110v/50Hz	


Electro Thermal Link (Temperature Controlled, electrical isolation)

10904209	73° C (163° F)	
10904213	94° C (201° F)	
10904210	99° C (210° F)	
10904204	110° C (230° F)	
10904205	128° C (263° F)	
10904212	133° C (271° F)	
10904214	172° C (342° F)	

Audio & Visual Alarm

990207480	Red Sounder Beacon 17 - 60Vdc	
-----------	-------------------------------	---

Furnace Inspection Window

40901101	Window assembly complete with backing plate	
40901106	Window assembly complete with backing plate - no inspection hole	



LANDON
KINGSWAY
SAFETY, CONTROL & ENERGY MANAGEMENT

Control Valves

A Leader in Oil Fill Equipment

Electrically Operated Ball Valve	
10905001	1/2" BSP AC 24...240 V / DC 24...125 V, 2 x SPDT
10905002	3/4" BSP AC 24...240 V / DC 24...125 V, 2 x SPDT
10905003	1" BSP AC 24...240 V / DC 24...125 V, 2 x SPDT
10905004	1 1/4" BSP AC 24...240 V / DC 24...125 V, 2 x SPDT
10905005	1 1/2" BSP AC 24...240 V / DC 24...125 V, 2 x SPDT
10905006	2" BSP AC 24...240 V / DC 24...125 V, 2 x SPDT
10905007	2" Flanged AC 24...240 V / DC 24...125 V, 2 x SPDT
10905008	1 1/4" BSP AC 24...240 V / DC 24...125 V



Gas Valves	
GSSV15	3/4" BS21 Gas Solenoid Valve 230v/50Hz
GSSV25	1" BS21 Gas Solenoid Valve 230v/50Hz
GSSV30	1 1/4" BS21 Gas Solenoid Valve 230v/50Hz
GSSV50	2" BS21 Gas Solenoid Valve 230v/50Hz
GSSV80	3" PN16 Gas Solenoid Valve 230v/50Hz
GSSV100	4" PN16 Gas Solenoid Valve 230v/50Hz



Oil & Diesel	
LK15N+Voltage	1/2" solenoid valve, Viton, Oil, 0 - 8.5 bar 2 way normally closed
LK20N+Voltage	3/4" solenoid valve, Viton, Oil 0 - 8.5 bar 2 way normally closed
LK20N+Voltage	1" solenoid valve, Viton, Oil 0 - 8.5 bar 2 way normally closed
LK35N+Voltage	1.1/4" solenoid valve, Viton, Oil 0 - 10.0 bar 2 way normally closed
LK40N+Voltage	1.1/2" solenoid valve, Viton, Oil 0 - 10.0 bar 2 way normally closed
LK50N+Voltage	2" solenoid valve, Viton, Oil 0 - 7 bar 2 way normally closed








LANDON
KINGSWAY
SAFETY, CONTROL & ENERGY MANAGEMENT


Oil Tank Equipment


A Leader in Oil Equipment


Oil Fill Point Cabinets (Top Entry)		
40904001	Fuel Fill Cabinet - Top Entry, c/w 2" Check and Ball Valve	



Transfer Pump		
F007730000	230v Panther 56 Diesel Self Priming Transfer Pump 56ltr/min 1" BSP Female	
F00730380	110v Panther 56 Diesel Self Priming Transfer Pump 56ltr/min 1" BSP Female	
F00732000	230v Panther 72 Diesel Self Priming Transfer Pump 72ltr/min 1" BSP Female	
F00733020	230v Panther 90 Diesel Self Priming Transfer Pump 90ltr/min 1" BSP Female	


Semi Rotary Hand Pumps		
LK/K0	1/2" BSP, 200ml per revolution	
LK/K1	3/4" BSP, 300ml per revolution	
LK/K2	1" BSP, 400ml per revolution	
LK/K3	1 1/4" BSP, 520ml per revolution	
LK/K4	1 1/4" BSP, 780ml per revolution	
LK/K5	1 1/2" BSP, 960ml per revolution	
LK/K7	2" BSP, 1630ml per revolution	






Oil Fill Point Cabinets (Rear Entry)		
40902705	A' type cabinet, Perspex window, c/w drip tray (single point)	
40902805	B' type cabinet, Perspex window, c/w drip tray (double point)	
40902905	C' type cabinet, Perspex window, c/w drip tray (triple point)	
40902705SS	A' type cabinet, St.St, window, c/w drip tray (single point)	
40902805SS	B' type cabinet, St.St, window, c/w drip tray (double point)	
40902905SS	C' type cabinet, St.St, window, c/w drip tray (triple point)	
40902707	A' type cabinet, No Window, c/w drip tray (single point)	
40902807	B' type cabinet, No Window, c/w drip tray (double point)	
40902907	C' type cabinet, No Window, c/w drip tray (triple point)	

Internal Lighting for oil fill cabinets		
40902201	1.9W LED Battery Light with PIR Sensor, 6V, 92lm, 4000K	

Spare doors for oil fill point cabinets		
40024301	A type cabinet door c/w window (single point)	
40024401	A type cabinet door w/o window (single point)	
40024302	B type cabinet door c/w window (double point)	
40024402	B type cabinet door, no window (double point)	
40024303	C type cabinet door, no window (triple point)	
40024403	C type cabinet door, no window (triple point)	
Suffix part number with SS	Stainless Steel Option for all cabinets	

Hose Tails (316 Stainless Steel, BSP thread)		
10803810	1/2"	
10803811	3/4"	
10803812	1"	
10803813	1-1/4"	
10803814	1-1/2"	
10803815	2"	
10803816	2-1/2"	
10803817	3"	
10803818	4"	

Spares for oil fill point cabinets		
40025201	Gas strut (2 required for all cabinets)	
40024901	Door hinge	
99010703	Lockable handle assembly (old style chrome twist)	
73.0001.001	Lockable handle assembly (new style flush)	

Oil Fill Valve Assembly c/w flange, standard cap & chain		
40001605	1" valve assembly / 25mm fill valve	
40001601	2" valve assembly / 50mm fill valve	
40001602	2 1/2" valve assembly / 65mm fill valve	
40001603	3" valve assembly / 80mm fill valve	
40001604	4" valve assembly / 100mm fill valve	
Suffix Part # with - CAM	Camlock Fitted	
Captive Fill cap & Chain Only for Fill Valves		
40900803	2" BSP fill cap, chain & Jubilee Clip (50mm)	
40900804	2 1/2" BSP fill cap, chain & Jubilee Clip (65mm)	
40900805	3" BSP fill cap, chain & Jubilee Clip (80mm)	
Non Return Valve		
99015595	1" F x F BSP Spring Loaded	
99015596	2" F x F BSP Spring Loaded	
99015597	2 1/2" F x F BSP Spring Loaded	
99015598	3" F x F BSP Spring Loaded	
99015599	4" F x F BSP Spring Loaded	
Vent Caps		
40901302	2" Vent guard (50mm)	
40901303	2.1/2" Vent guard (65mm)	
40901304	3" Vent guard (80mm)	
G25001F	1 1/2" & 2" Flameproof Vent Sreen (40 & 50mm)	
G25002F	3" Flameproof Vent Sreen (80mm)	
Overfill Prevention		
OPD-2	2" DN50 Overfill Prevention valve	
OPD-2-FL-KIT	PN16 FLANGE ADAPTOR FOR OPD-2	



LANDON
KINGSWAY
SAFETY, CONTROL & ENERGY MANAGEMENT

Tank Level Sensing

A Leader in Level Sensing Equipment


Landon Kingsway Filguard Tank Level Warning Devices	
LK/SWS2010	Filguard 230v Alarm High/Low and/or Bund Probes and relay
LK/SWS2001	Filguard 230v Tank Alarm High Low and relay without probe
LK/SWS2009	Filguard 230v Tank Alarm high/low single probe & relay
LK/SWS2000	Filguard 230v Tank Alarm without relay or probe
LK/SWS2012	Filguard Battery Alarm high/low/bund with relays and 3 probe
LK/SWS1035/2	Filguard Double Fuel Alarm Probe 5m - high and low level
LK/SWS2002	Filguard Mains Alarm high/low single probe & relay
LK/SWS1035	Filguard Single Fuel Tank Alarm Probe 5m
LK/SWS1035/9	Filguard Single Fuel Tank Alarm Probe 9m








Battery Operated Tank Warning Devices	
40901021	Fuel Tank Level Alarm c/w 5m probe (High or Low Level)
40901023	Addblue Tank High Level Alarm c/w 5m probe




Hydrostatic Indicators		
30010025	100mm gauge	
30015026	160mm gauge	
30015028	Dual scale calibration	

Repeater Indicators		
30016021	160mm stainless steel wall mounted gauge	

Sensors		
30040029	LK/ES sensor (external) Image shows 160mm contents gauge and capillary - ordered separately	
30040032	LK/ST (suspended) sensor Image shows 160mm contents gauge and capillary - ordered separately	
30040033	Capillary (per metre)	
300400177 + 300400277	Bulkhead gland & Coupling	

Transducer		
30001010	LK10 electronic 4-20ma BMS feedback system	

Relays		
30042015	Single Relay Box (LK420)	
30042016	Dual Independent Relays (LK421)	
30042217	On at Low, Off at High Latched (LK422)	
30042218	Single / Dual Relays with test button (LK423)	



LANDON KINGSWAY

SAFETY, CONTROL & ENERGY MANAGEMENT






Oil Metering



A Leader in Metering Systems


Oil Meters		
K33OIL	1" BSP meter, 20-120 lpm, 10Bar (3 resettable, 6 non-resettable display)	
K33DIESEL	1" BSP meter 20-120 lpm, 10Bar (3 resettable, 6 non-resettable display)	
K44OIL	1" BSP meter 20-120 lpm, 10Bar (4 resettable, 8 non-resettable display)	
K44DIESEL	1" BSP meter 20-120 lpm, 10Bar (4 resettable, 8 non-resettable display)	
K150DIESEL	1" BSP meter 25-120 lpm, 3.5Bar	
K700	1.5" BSP Diesel meter 20-220 lpm, 10Bar	

K24DIESEL	1" BSP meter 7-120 lpm, 20Bar	
-----------	-------------------------------	--

K200	1/8" BSP Oil meter, 0.1 to 2.5 lpm, 500Bar	
K200P	1/8" BSP meter, Pulsed Output, 0.1 to 2.5 lpm, 30Bar	
K400	1/2" BSP Oil meter, 1 to 30 lpm, 70Bar	
K400P	1/2" BSP meter, Pulsed Output, 1 to 30 lpm, 70Bar	
K200-400P-RD/PO	Universal Remote Display for K200/400 Pulse Out 2 x AA - 1.5v	
K600/3OIL	3/4" BSP meter, 6 to 60 lpm, 70Bar	
K600/3DIESEL	1" BSP meter, 10 to 100 lpm, 30Bar	
K600/3OILP	3/4" BSP meter, 6 to 60 lpm, 70Bar with pulse output & display	
K600/3DIESELP	1" BSP meter, 10 to 100 lpm, 30Bar with pulse output & display	

K600/4	1 1/2" BSP meter, 15 to 150 lpm, 20Bar	
K600/4P	1 1/2" BSP meter, 15 to 150 lpm, 20Bar, with pulse output & display	
K600/4P-RD/PO	Remote Display for K600/4 Pulse Out 2 x AA - 1.5v	
K700P	2" BSP Diesel meter, 25 to 250 lpm, 20Bar with pulse output, universal display	
K700P-RD/PO	Remote Display for K700 Pulse Out 2 x AA - 1.5v	

VZO4	1/8" BSP Oil meter, 1-50 lph, Max Flow 80 lph, 25Bar	
VZO4P	1/8" BSP Oil meter, Pulsed Output, 1-50 lph, Max Flow 80 lph, 25Bar	
VZO8	1/4" BSP Oil meter, 4-135 lph, Max Flow 200 lph, 25Bar	
VZO8P	1/4" BSP Oil meter, Pulsed Output, 4-135 lph, Max Flow 200 lph, 25Bar	
VZO15	1/2" BSP Oil meter, 10-400 lph, Max Flow 600 lph, 16Bar, complete with unions	
VZO15P	1/2" BSP Oil meter, Pulsed Output, 10-400 lph, Max Flow 600 lph, 16Bar, complete with unions	
VZO20	3/4" BSP Oil meter, 30-1000 lph, Max Flow 1500 lph, 16Bar, complete with unions	
VZO20P	3/4" BSP Oil meter, Pulsed Output, 30-1000 lph, Max Flow 1500 lph, 16Bar, complete with unions	
VZO25	3/4" BSP Oil meter, 75-2000 lph, Max Flow 3000 lph, 16Bar, complete with unions	
VZO25P	3/4" BSP Oil meter, Pulsed Output, 75-2000 lph, Max Flow 3000 lph, 16Bar, complete with unions	

VZO4KIT	Angled adaptor kit to suit VZ04 (8mm O/D tube)	
VZO4KIT-10	Angled adaptor kit to suit VZ04 (10mm O/D tube)	
VZO8KIT	Angled adaptor kit to suit VZ08 (15mm O/D tube)	




















LANDON KINGSWAY









SAFETY, CONTROL & ENERGY MANAGEMENT

Fire Fighting Equipment

A Leader in Fire Fighting Equipment

Fire Fighting Equipment		
Cabinets		
10905502	Inlet Vertical Cabinet in Red 595mm H x 395mm W x 295mm D	
10905506	Inlet Vertical Cabinet in Stainless Steel 595mm H x 395mm W x 295mm D	
10905501	Inlet Horizontal Cabinet in Red 395mm H x 595mm W x 295mm D	
10905504	Inlet Horizontal Cabinet in Stainless Steel 395mm H x 595mm W x 295mm D	
10905503	Inlet 4-way Cabinet in Red 595mm H x 595mm W x 295mm D	
10905503SS	Inlet 4-way Cabinet in Stainless Steel 595mm H x 595mm W x 295mm D	
10905601	Outlet Cabinet in Red 630mm H x 460mm W x 275mm D	
10905602	Outlet Cabinet in Stainless Steel 630mm H x 460mm W x 275mm D	
10905604	Wet Riser Outlet Cabinet in Red 630mm H x 460mm W x 275mm D	
10905604SS	Wet Riser Outlet Cabinet in Stainless Steel 630mm H x 460mm W x 275mm D	
Architrave Options		
10905550	Inlet Vertical Architrave & Door Red 595mm H x 395mm W x 80mm D	
10905550SS	Inlet Vertical Architrave & Door in Stainless Steel 595mm H x 395mm W x 80mm D	
10905551	Inlet Horizontal Architrave & Door Red 395mm H x 595mm W x 80mm D	
10905551SS	Inlet Horizontal Architrave & Door in Stainless Steel 395mm H x 595mm W x 80mm D	
10905650	Outlet Architrave & Door in Red 630mm H x 460mm W x 80mm D	
10905650SS	Outlet Architrave & Door in Stainless Steel 630mm H x 460mm W x 80mm D	
10905651	Wet Riser Outlet Architrave & Door in Red 630mm H x 460mm W x 80mm D	
10905651SS	Wet Riser Outlet Architrave & Door in Stainless Steel 630mm H x 460mm W x 80mm D	
10905652	Inlet 4-Way Architrave & Door Red 595mm H x 595mm W x 80mm D	

Alternative Cabinets		
10905801	Inlet Vertical 595mm H x 395mm W x 295mm Deep Door 25mm Deep For Infill	
10905802	Inlet Horizontal 595mm H x 395mm W x 295mm Deep Door 25mm Deep For Infill	
10905803	Inlet Vertical 800mm H x 600mm W x 25mm Deep Anti Vandal Cover c/w FB Padlock	
10905804	Inlet Horizontal 600mm H x 800mm W x 25mm Deep Anti Vandal Cover c/w FB Padlock	
10905805	Vertical Surface Mounted Inlet Cabinet in Red 595mm H x 395mm W x 295mm D	
10905805SS	Vertical Surface Mounted Inlet Cabinet in S/S 595mm H x 395mm W x 295mm D	
10905806	Horizontal Surface Mounted Inlet Cabinet in Red 395mm H x 595mm W x 295mm D	
10905806SS	Horizontal Surface Mounted Inlet Cabinet in S/S 395mm H x 595mm W x 295mm D	
10905807	4-Way Surface Mounted Inlet Cabinet in Red 595mm H x 595mm W x 295mm D	
10905807SS	4-Way Surface Mounted Inlet Cabinet in S/S 595mm H x 595mm W x 295mm D	
10905808	Surface Mounted Outlet Cabinet in Red 630mm H x 460mm W x 275mm Deep	
10905808SS	Surface Mounted Outlet Cabinet Stainless Steel 630mm H x 460mm W x 275mm D	
10905809	Floor Mounted Inlet Cabinet 595mm H x 395mm W x 430mm Deep	

Inlet Breeching Valves		
15135	2-way Inlet Breeching Valve Flanged 100MM PN16	
15133	2-way Inlet Breeching Valve Flanged 4" Table D	
99020735	4-way Inlet Breeching Valve Flanged 150MM PN16	
Auto Air Release Valves		
15141	1" BSP Air Release Valve	
15140	3/4" BSP Air Release Valve	
Drain Valves, c/w cap & chain		
15159	1" Drain Valve	
Dry Riser Outlet Valves		
15112	Dry Riser Gate Valve Inlet Flanged 2 1/2" BS Table D	
15114	Dry Riser Gate Valve Inlet Flanged 2 1/2" PN16	
15115	Dry Riser Gate Valve Inlet 2 1/2" BSPT Female	
15155	Dry Riser Gate Valve Inlet 2 1/2" BSPT Male	
Low Pressure Wet Riser Outlet Valves		
15119	Horizontal Wet Riser globe Pattern Landing Valve Inlet Flanged 65MM PN16	
15116	Horizontal Wet Riser globe Pattern Landing Valve Inlet Flanged 2 1/2" BS Table D	
15126	Oblique Wet Riser globe Pattern Landing Valve Inlet Flanged 65MM PN16	
15124	Oblique Wet Riser globe Pattern Landing Valve Inlet Flanged 2 1/2" BS Table D	
15125	Oblique Wet Riser globe Pattern Landing Valve Inlet Screwed BSPT Male	
15129	Bib Nosed Wet Riser globe Pattern Landing Valve Inlet Flanged 65MM PN16	
15128	Bib Nosed Wet Riser globe Pattern Landing Valve Inlet Flanged 2 1/2" BS Table D	
15122	Right Angle Wet Riser globe Pattern Landing Valve Inlet Flanged 65MM PN16	
15120	Right Angle Wet Riser globe Pattern Landing Valve Inlet Flanged 2 1/2" BS Table D	

Foam Inlet Cabinets		
10905701	Single foam inlet	
10905702	Twin foam inlet	
10905703	Triple foam inlet	
Foam Inlet Accessories		
10904101	Foam adaptor 2 1/2" instantaneous male inlet (BS336) x 2 1/2" Female BSP outlet	
10904102	Foam adaptor 2 1/2" instantaneous male inlet (BS336) x 3" BSP female outlet	
16237	Straight spreader 2 1/2"	 
16238	Straight spreader 3"	
10903901	Elbow spreader 2 1/2"	

Unit 2 Wharton Street Industrial Estate, Birmingham
West Midlands B7 5TR

e: sales@landonkingsway.com

t: 0121 327 7881

This publication is for informational purposes only. You must not disseminate, modify or copy/plagiarise this document, unless permitted by the author. None of the materials provided in this document may be used or reproduced, in any form or by any means, electronic or mechanical, including recording or the use of any information storage and retrieval system, without written permission from the author.